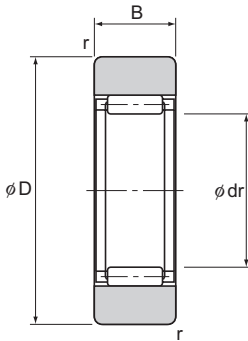
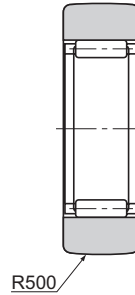


Models RNAS (Separable Type with a Cylindrical Outer Ring and No Inner Ring), RNAS-R (Separable Type with a Spherical Outer Ring and No Inner Ring)



Model RNAS



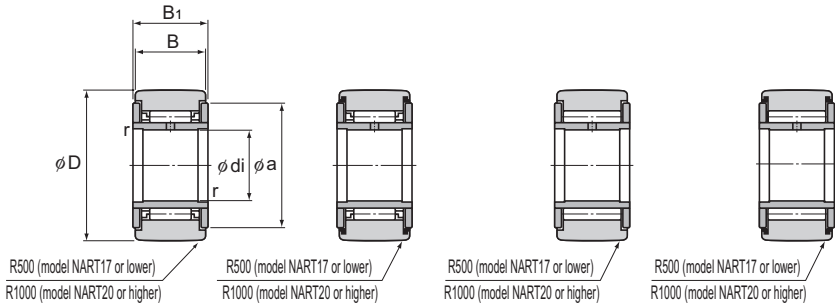
Model RNAS-R

Unit: mm

Model No.	Main dimensions				Basic load rating		Track load capacity		Rotational speed limit min ⁻¹	Mass g
	Inscribed bore diameter dr	Outer diameter D	B	r	C kN	C ₀ kN	Cylindrical outer ring kN	Spherical outer ring kN		
RNAS 5	7	16	7.8	0.5	2.74	2.39	2.35	1.08	30000	8.9
RNAS 6	10	19	9.8	0.5	4.12	4.55	3.53	1.37	20000	13.9
RNAS 8	12	24	9.8	1	5.68	5.89	4.02	1.86	17000	23.5
RNAS 10	14	30	11.8	1.5	9.7	9.67	5.59	2.45	15000	42.5
RNAS 12	16	32	11.8	1.5	10.4	10.9	5.98	2.74	13000	49.5
RNAS 15	20	35	11.8	1.5	12.3	14.3	6.57	3.14	10000	50
RNAS 17	22	40	15.8	1.5	17.4	20.9	10.9	3.72	9500	90
RNAS 20	25	47	15.8	1.5	19.2	24.5	12.7	4.61	8500	135
RNAS 25	30	52	15.8	1.5	20.7	28.4	14.1	5.29	7000	152
RNAS 30	38	62	19.8	1.5	30.3	45.4	22.1	6.66	5500	255
RNAS 35	42	72	19.8	1.5	32.2	50.6	25.7	8.13	5000	375
RNAS 40	50	80	19.8	2	35.7	61.6	26.9	9.31	4000	420
RNAS 45	55	85	19.8	2	37.1	66.4	28.5	10.1	4000	460
RNAS 50	60	90	19.8	2	38.7	71.8	30.2	11	3500	500

Note) The rotation speed limit value in the table (*) applies to models using grease lubrication. With those models using oil lubrication, up to 130% of this value is permitted.
Stainless steel types are also available. Contact THK for details.

Models NART-R (Non-separable Type with a Spherical Outer Ring), NART-VR (Non-separable Type with a Spherical Outer Ring and Full Balls)



Model NART-R

Model NART-UUR

Model NART-VR

Model NART-VUUR

Unit: mm

Model No.	Main dimensions							Basic load rating				Track load capacity Cylindrical outer ring kN	Rotational speed limit *		Mass	
	Inner diameter di	Outer diameter D	B ₁	B	a	r	Oil hole d ₁	With cage C kN		Full rollers C ₀ kN			With cage min ⁻¹	Full rollers min ⁻¹	With cage g	Full rollers g
	di	D	B ₁	B	a	r	d ₁	C	C ₀	C	C ₀					
NART 5R	5	16	12	11	12	0.5	1.5	2.84	2.65	6.46	7.81	1.08	25000	10500	14.5	15.1
NART 6R	6	19	12	11	14	0.5	1.5	3.33	3.35	7.58	10.2	1.37	20000	8700	20.5	21.5
NART 8R	8	24	15	14	17.5	0.5	1.5	5.68	5.89	11.7	15.6	1.86	17000	7000	41.5	42.5
NART 10R	10	30	15	14	23.5	0.5	2	7.94	7.59	15.8	18.5	2.45	15000	5700	64.5	66.5
NART 12R	12	32	15	14	25.5	0.5	2	8.53	8.44	17	21	2.74	13000	5200	71	73
NART 15R	15	35	19	18	29	0.5	2	13.7	16.4	25.3	36.9	3.14	10000	4300	102	106
NART 17R	17	40	21	20	32.5	0.5	2	17.4	19.3	32	46.6	3.72	9500	3900	149	155
NART 20R	20	47	25	24	38	0.5	2.5	22.9	30.6	41.7	67.7	7.15	8000	3400	250	255
NART 25R	25	52	25	24	43	0.5	2.5	24.6	33.3	45.4	79.5	8.23	7000	3000	285	295
NART 30R	30	62	29	28	50.5	0.5	3	33.4	51.4	60	111	10.5	5500	2400	470	485
NART 35R	35	72	29	28	53.5	1	3	35.5	57.3	63.2	123	12.9	5000	2200	640	655
NART 40R	40	80	32	30	61.5	1	3	44.6	81.4	76.4	166	14.9	4000	1900	845	865
NART 45R	45	85	32	30	66.5	1	3	46.6	88.6	80.5	183	16.1	4000	1700	915	935
NART 50R	50	90	32	30	76	1	3	48.3	95.7	84.4	200	17.3	3500	1600	980	1010

Note) The rotation speed limit value in the table (*) applies to models that have no seal and use grease lubrication. With those models using oil lubrication, up to 130% of this value is permitted. With those attached with seals, up to 40% of this value is permitted.

Stainless steel types are also available. Contact THK for details.

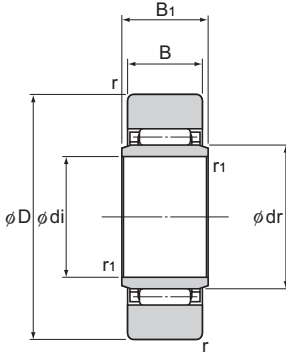
The seal must be used at temperature of 80°C or below.

Model number coding

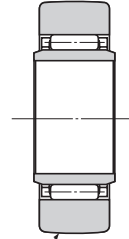
NART 15 V UU R

With seal

Models NAST (Separable Type with a Cylindrical Outer Ring), NAST-R (Separable Type with a Spherical Outer Ring)



Model NAST



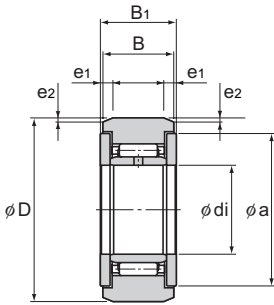
Model NAST-R

Unit: mm

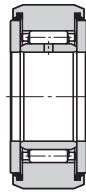
Model No.	Main dimensions							Basic load rating		Track load capacity		Rotational speed limit [*]	Mass
	Inner diameter di	Inscribed bore diameter dr	Outer diameter D	B ₁	B	r	r ₁	C	C ₀	Cylindrical outer ring kN	Spherical outer ring kN		
NAST 6	6	10	19	10	9.8	0.5	0.5	4.12	4.55	3.53	1.37	20000	17.8
NAST 8	8	12	24	10	9.8	1	0.5	5.68	5.89	4.02	1.86	17000	28
NAST 10	10	14	30	12	11.8	1.5	0.5	9.7	9.67	5.59	2.45	15000	50
NAST 12	12	16	32	12	11.8	1.5	0.5	10.4	10.9	5.98	2.74	13000	58
NAST 15	15	20	35	12	11.8	1.5	0.5	12.3	14.3	6.57	3.14	10000	62
NAST 17	17	22	40	16	15.8	1.5	0.5	17.4	20.9	10.9	3.72	9500	110
NAST 20	20	25	47	16	15.8	1.5	0.5	19.2	24.5	12.7	4.61	8500	155
NAST 25	25	30	52	16	15.8	1.5	0.5	20.7	28.4	14.1	5.29	7000	180
NAST 30	30	38	62	20	19.8	1.5	1	30.3	45.4	22.1	6.66	5500	320
NAST 35	35	42	72	20	19.8	1.5	1	32.2	50.6	25.7	8.13	5000	440
NAST 40	40	50	80	20	19.8	2	1.5	35.7	61.6	26.9	9.31	4000	530
NAST 45	45	55	85	20	19.8	2	1.5	37.1	66.4	28.5	10.1	4000	580
NAST 50	50	60	90	20	19.8	2	1.5	38.7	71.8	30.2	11	3500	635

Note) The rotation speed limit value in the table (*) applies to models using grease lubrication. With those models using oil lubrication, up to 130% of this value is permitted.
Stainless steel types are also available. Contact THK for details.

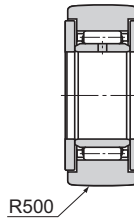
Models NAST-ZZ (Separable Type with a Cylindrical Outer Ring and Side Plates), NAST-ZZR (Separable Type with a Spherical Outer Ring and Side Plates)



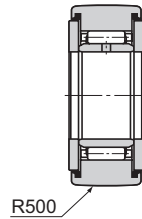
Model NAST-ZZ



Model NAST-ZZUU



Model NAST-ZZR



Model NAST-ZZUUR

Unit: mm

Model No.	Main dimensions							Basic load rating		Track load capacity		Rotational speed limit *	Mass
	Inner diameter di	Outer diameter D	B ₁	B	a	e ₁	e ₂	C kN	C ₀ kN	Cylindrical outer ring kN	Spherical outer ring kN	min ⁻¹	g
NAST 6ZZ	6	19	14	13.8	14	2.5	0.8	4.12	4.55	3.53	1.37	20000	24.5
NAST 8ZZ	8	24	14	13.8	17.5	2.5	0.8	5.68	5.89	4.51	1.86	17000	39
NAST 10ZZ	10	30	16	15.8	23.5	2.5	0.8	9.7	9.67	6.86	2.45	15000	65
NAST 12ZZ	12	32	16	15.8	25.5	2.5	0.8	10.4	10.9	7.35	2.74	13000	75
NAST 15ZZ	15	35	16	15.8	29	2.5	0.8	12.3	14.3	8.04	3.14	10000	83
NAST 17ZZ	17	40	20	19.8	32.5	3	1	17.4	20.9	11.8	3.72	9500	135
NAST 20ZZ	20	47	20	19.8	38	3	1	19.2	24.5	13.8	4.61	8500	195
NAST 25ZZ	25	52	20	19.8	43	3	1	20.7	28.4	15.3	5.29	7000	225
NAST 30ZZ	30	62	25	24.8	50.5	4	1.2	30.3	45.4	22.1	6.66	5500	400
NAST 35ZZ	35	72	25	24.8	53.5	4	1.2	32.2	50.6	25.7	8.13	5000	550
NAST 40ZZ	40	80	26	25.8	61.5	4	1.2	35.7	61.1	30.3	9.31	4000	710
NAST 45ZZ	45	85	26	25.8	66.5	4	1.2	37.1	66.4	31.1	10.1	4000	760
NAST 50ZZ	50	90	26	25.8	76	4	1.2	38.7	71.8	34	11	3500	830

Note) The rotation speed limit value in the table (*) applies to models that have no seal and use grease lubrication. With those models using oil lubrication, up to 130% of this value is permitted. With those attached with seals, up to 40% of this value is permitted.

Stainless steel types are also available. Contact THK for details.

The seal must be used at temperature of 80°C or below.

Model number coding

NAST 25 ZZ UU R

With seal

Roller Follower