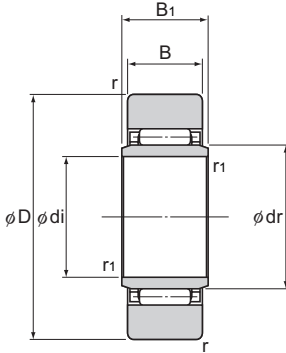
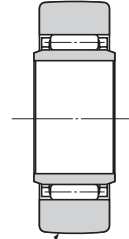


Models NAST (Separable Type with a Cylindrical Outer Ring), NAST-R (Separable Type with a Spherical Outer Ring)



Model NAST



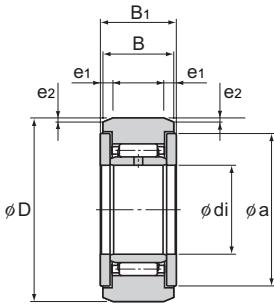
Model NAST-R

Unit: mm

Model No.	Main dimensions							Basic load rating		Track load capacity		Rotational speed limit [*]	Mass
	Inner diameter di	Inscribed bore diameter dr	Outer diameter D	B ₁	B	r	r ₁	C kN	C ₀ kN	Cylindrical outer ring kN	Spherical outer ring kN		
NAST 6	6	10	19	10	9.8	0.5	0.5	4.12	4.55	3.53	1.37	20000	17.8
NAST 8	8	12	24	10	9.8	1	0.5	5.68	5.89	4.02	1.86	17000	28
NAST 10	10	14	30	12	11.8	1.5	0.5	9.7	9.67	5.59	2.45	15000	50
NAST 12	12	16	32	12	11.8	1.5	0.5	10.4	10.9	5.98	2.74	13000	58
NAST 15	15	20	35	12	11.8	1.5	0.5	12.3	14.3	6.57	3.14	10000	62
NAST 17	17	22	40	16	15.8	1.5	0.5	17.4	20.9	10.9	3.72	9500	110
NAST 20	20	25	47	16	15.8	1.5	0.5	19.2	24.5	12.7	4.61	8500	155
NAST 25	25	30	52	16	15.8	1.5	0.5	20.7	28.4	14.1	5.29	7000	180
NAST 30	30	38	62	20	19.8	1.5	1	30.3	45.4	22.1	6.66	5500	320
NAST 35	35	42	72	20	19.8	1.5	1	32.2	50.6	25.7	8.13	5000	440
NAST 40	40	50	80	20	19.8	2	1.5	35.7	61.6	26.9	9.31	4000	530
NAST 45	45	55	85	20	19.8	2	1.5	37.1	66.4	28.5	10.1	4000	580
NAST 50	50	60	90	20	19.8	2	1.5	38.7	71.8	30.2	11	3500	635

Note) The rotation speed limit value in the table (*) applies to models using grease lubrication. With those models using oil lubrication, up to 130% of this value is permitted.
Stainless steel types are also available. Contact THK for details.

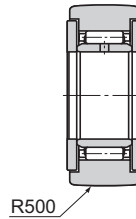
Models NAST-ZZ (Separable Type with a Cylindrical Outer Ring and Side Plates), NAST-ZZR (Separable Type with a Spherical Outer Ring and Side Plates)



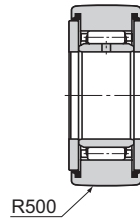
Model NAST-ZZ



Model NAST-ZZUU



Model NAST-ZZR



Model NAST-ZZUUR

Unit: mm

Model No.	Main dimensions							Basic load rating		Track load capacity		Rotational speed limit *	Mass
	Inner diameter di	Outer diameter D	B ₁	B	a	e ₁	e ₂	C kN	C ₀ kN	Cylindrical outer ring kN	Spherical outer ring kN	min ⁻¹	g
NAST 6ZZ	6	19	14	13.8	14	2.5	0.8	4.12	4.55	3.53	1.37	20000	24.5
NAST 8ZZ	8	24	14	13.8	17.5	2.5	0.8	5.68	5.89	4.51	1.86	17000	39
NAST 10ZZ	10	30	16	15.8	23.5	2.5	0.8	9.7	9.67	6.86	2.45	15000	65
NAST 12ZZ	12	32	16	15.8	25.5	2.5	0.8	10.4	10.9	7.35	2.74	13000	75
NAST 15ZZ	15	35	16	15.8	29	2.5	0.8	12.3	14.3	8.04	3.14	10000	83
NAST 17ZZ	17	40	20	19.8	32.5	3	1	17.4	20.9	11.8	3.72	9500	135
NAST 20ZZ	20	47	20	19.8	38	3	1	19.2	24.5	13.8	4.61	8500	195
NAST 25ZZ	25	52	20	19.8	43	3	1	20.7	28.4	15.3	5.29	7000	225
NAST 30ZZ	30	62	25	24.8	50.5	4	1.2	30.3	45.4	22.1	6.66	5500	400
NAST 35ZZ	35	72	25	24.8	53.5	4	1.2	32.2	50.6	25.7	8.13	5000	550
NAST 40ZZ	40	80	26	25.8	61.5	4	1.2	35.7	61.1	30.3	9.31	4000	710
NAST 45ZZ	45	85	26	25.8	66.5	4	1.2	37.1	66.4	31.1	10.1	4000	760
NAST 50ZZ	50	90	26	25.8	76	4	1.2	38.7	71.8	34	11	3500	830

Note) The rotation speed limit value in the table (*) applies to models that have no seal and use grease lubrication. With those models using oil lubrication, up to 130% of this value is permitted. With those attached with seals, up to 40% of this value is permitted.

Stainless steel types are also available. Contact THK for details.
The seal must be used at temperature of 80°C or below.

Model number coding

NAST 25 ZZ UU R

With seal

Roller Follower