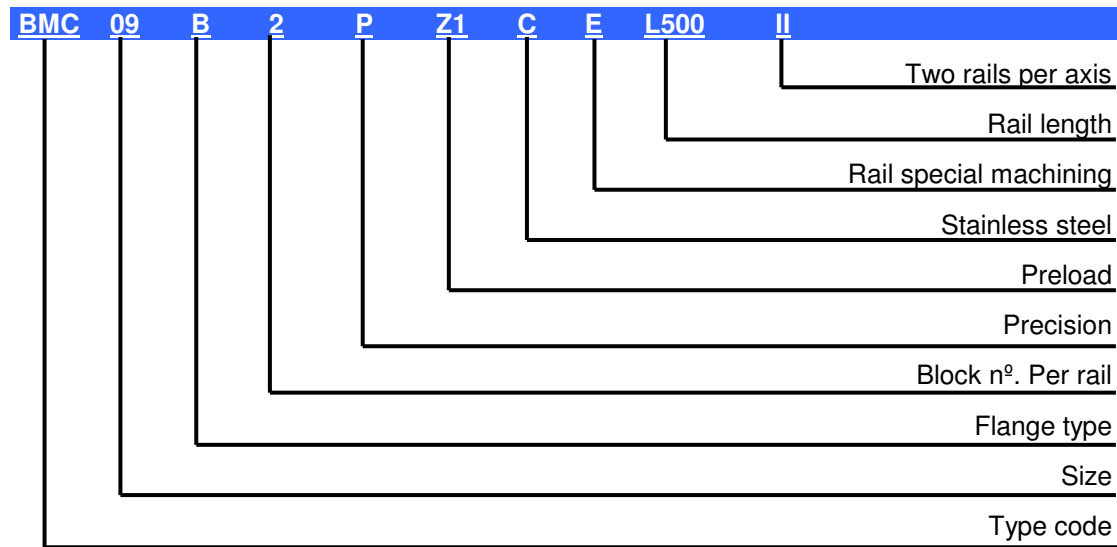


The Model Number Coding of ABBA (BMC)



Type Code	
BMC:	Miniature with cage

Preload	
ZF:	Clearance
Z0:	No preload
Z1:	Light preload

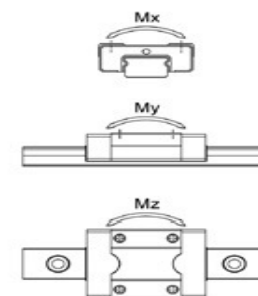
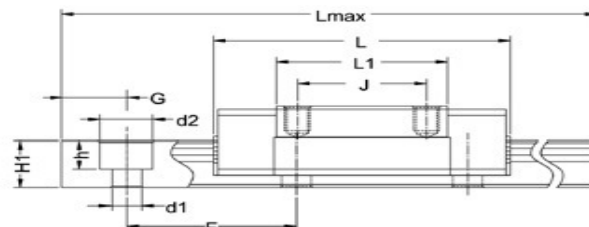
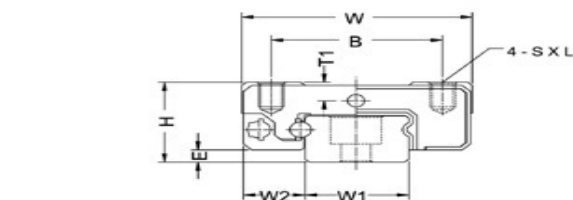

Size	
	09
	12
	15

Precision	
N:	Normal
H:	High
P:	Precision

Flange Type	
B:	Without flange

LINEAR GUIDEWAY

BMC-09B , 12B, 15B



Referência	Dimensões														
	Conjunto				Bloco							Trilho			
	H	W	W2	E	L	BxJ	MQxl	L1	Lub.	T1	N	W1	H1	F	dxDxh
BMC09B	10	20	5.5	1.2	32.2	15x10	M3x2.8	19.4	Ø1.5	2.25	/	9	5.5	20	3.5x6x3
BMC12B	13	27	7.5	2	33.8	20x15	M3x3.2	20	Ø2	3	/	12	7.5	25	3.5x6x4
BMC15B	15	32	8.5	2.9	44	25x20	M3x3.5	25	Ø3	3	5	15	9.5	40	3.5x6x4